


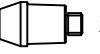




- Vertical Mounting
- Optional Ral Color Selection
- Max Operational Pressure: 6 Bar
- Inlet/Outlet: 1/2" Female Pipe Thread
- All Dimensions are in mm

## SUPPLIED INSTALLATION ACCESSORIES

-  X4  
SCREW
-  X4  
PEG
-  X4  
WALL MOUNTING APPARATUS
-  X4  
PANEL MOUNTING APPARATUS
-  X4  
BOLT M5X10 mm
-  X1  
PURGER

Product Name	Product Code	Height	Width	Thickness	Plumbing Axes Center to Center	Hanger Axes Horizontal	Hanger to Bottom of the Product	Hanger Axes Vertical	Water Volume	Empty Weight	Thermal Output
		H	W	D	C	S	F	G	-	-	Watt - BTU/hr (Δ50°)
		mm	mm	mm	mm	mm	mm	mm	L	kg	
<b>FIORE 400 X 1800</b>	<b>RND-FE418</b>	1790	394	7	396	230	1495	1190	0.8	20.4	743 - 2535
<b>FIORE 490 X 1790</b>	<b>RND-FE4917</b>	1790	490	7	490	300	1495	1190	1	25.3	920 - 3139
<b>FIORE 590 X 1790</b>	<b>RND-FE5917</b>	1790	590	7	590	360	1495	1190	1.27	30.4	1107 - 3777

